

















# Fairburn Parish Council

## Lorry Watch Scheme – Reporting Form

|   |                        |
|---|------------------------|
| Date:   | Time:                  |
| Road:   |                        |
| Direction of Travel:                              |                        |
| Registration Number:                              |                        |
| Do you have a photo? [ ]                          | Do you have video? [ ] |
| Description of vehicle, tick all that apply:      |                        |
| 2 axle single [ ]                                 | Tanker [ ]             |
| 2 axle double [ ]                                 | Curtain sided [ ]      |
| 3 axle [ ]  | Livestock carrier [ ]  |
| 4 axle [ ]  | Box sided [ ]          |
| 5 axle [ ]  | Flat beds. [ ]         |
| 6 axle [ ]  | Refrigeration unit [ ] |
| Tipper [ ]  | Skips [ ]              |
| Colour and any other features:                    |                        |
| Name or writing on vehicle:                       |                        |
| Any visible load:                                 |                        |
| Any other detail which you think might be useful: |                        |
| Name of resident:                                 |                        |
| Email:  |                        |
| Mobile:   |                        |
| Signature, if printed:                            | Date:                  |

Please email the form to [fairburnlorrywatch@gmail.com](mailto:fairburnlorrywatch@gmail.com) along with photos or video  
Personal Information will not be disclosed with your permission.

# A SIMPLIFIED GUIDE TO LORRY TYPES AND WEIGHTS

| Recommended Description               |                        | Identifier | UK Maximum Gross Weight (tonnes)     | Shape  |  |  |
|---------------------------------------|------------------------|------------|--------------------------------------|--|--|--|
| <b>LIGHT GOODS VEHICLES</b>           |                        | 2 axles    | 3.5                                  | no rear side windows<br> |  |  |
| <b>LORRIES</b>                        | SMALLER 2-AXLE LORRIES | 2 axles    | Over 3.5<br>7.5                      |                          |  |  |
|                                       | BIGGER 2-AXLE LORRIES  | 2 axles    | Over 7.5<br>18                       |                          |  |  |
|                                       | HEAVY GOODS VEHICLES   | MULTI-     | 3 axles rigid                        | 25<br>26*  |    |  |
|                                       |                        |            | 3 axles artic.                       | 26   |    |  |
|                                       |                        |            | 4 axles rigid                        | 30<br>32*  |    |  |
|                                       |                        |            | 4 axles artic.                       | 36<br>38*  |    |  |
|                                       | LORRIES                | AXLE       | Vehicle and draw-bar trailer 4 axles | 30<br>36**   |   |  |
|                                       |                        |            | 5 axles or more artic. See note (a)  | 40   |  |  |
|                                       |                        | LORRIES    | LORRIES                              | Vehicle and draw-bar trailer 5 axles See note (a)  | 40**   |  |
|                                       |                        |            |                                      | 6 axles artic. See note (b)  | 41*  |  |
|                                       |                        |            |                                      | 6 axles draw-bar See note (b)  | 41* and **   |  |
|                                       |                        |            |                                      | 5 or 6 axles artic. See notes (b) and (c)  | 44* and ***  |  |
|                                       |                        |            |                                      | 6 axles draw-bar   | 44*, ** and ***  |  |
|                                       |                        |            |                                      | 6 axles artic. See note (b) and (d)  | 44*  |  |
| 6 axles draw-bar See note (b) and (d) |                        |            |                                      | 44* and **   |  |  |

\* If the driving axle, if it is not a steering axle, has twin tyres and road friendly suspension, or each driving axle is fitted with twin tyres and the maximum weight for each axle does not exceed 8.55 tonnes.

\*\* Distance between the rear axle of the motor vehicle and the front axle of the

(a) 5 axles or more artic and the 5 axles or more drawbar could alternatively have a 3 axle motor vehicle and a 2 axle trailer.

(b) Conditions:  
- each vehicle must have at least 3 axles.  
- drive axle has twin tyre and road friendly suspension and maximum of 40.5 tonnes gross weight per axle.

(c) Conditions for operation on 5 axles:

- must have 3 axles on tractor unit
- single container 40ft in length conforming to standards laid down by the International Standards Organisation being carried only
- vehicle being used for international